

Tiger Neo N-type 54HL4-(V) 410-430 Watt MONO-FACIAL MODULE

N-Type

Positive power tolerance of 0~+3%


IEC61215(2016), IEC61730(2016)

ISO9001:2015: Quality Management System

ISO14001:2015: Environment Management System

ISO45001:2018

Occupational health and safety management systems



Key Features



SMBB Technology

Better light trapping and current collection to improve module power output and reliability.



PID Resistance

Excellent Anti-PID performance guarantee via optimized mass-production process and materials control.



Durability Against Extreme Environmental Conditions

High salt mist and ammonia resistance.



Hot 2.0 Technology

The N-type module with Hot 2.0 technology has better reliability and lower LID/LETID.

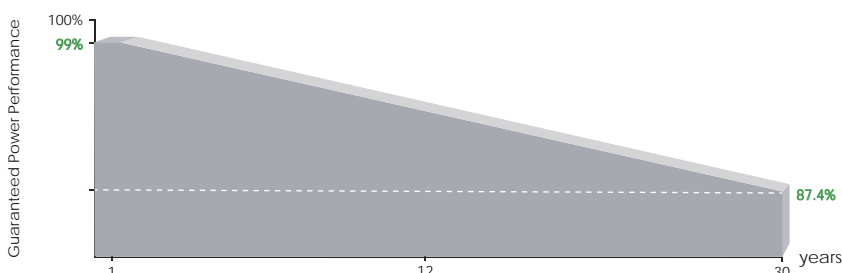


Enhanced Mechanical Load

Certified to withstand: wind load (2400 Pascal) and snow load (5400 Pascal).



LINEAR PERFORMANCE WARRANTY

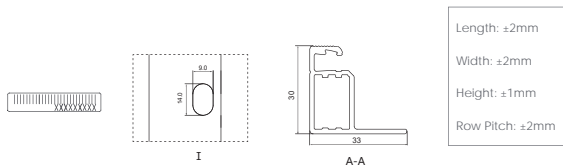
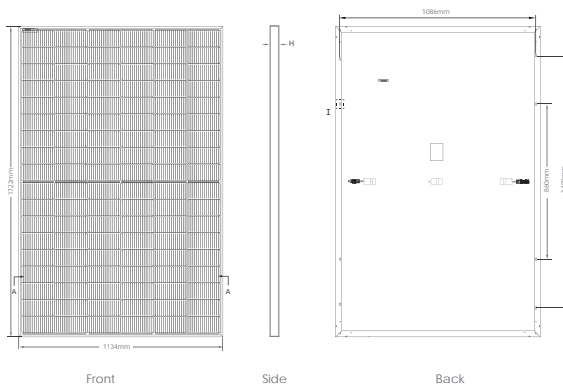


12 Year Product Warranty

30 Year Linear Power Warranty

0.40% Annual Degradation Over 30 years

Engineering Drawings



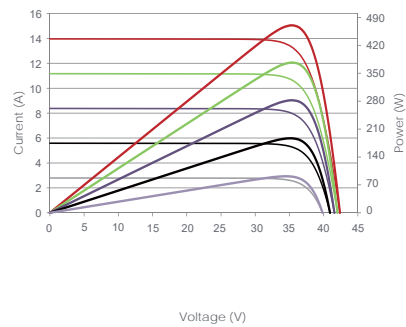
Packaging Configuration

(Two pallets = One stack)

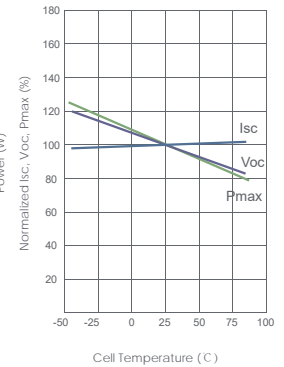
36pcs/pallets, 72pcs/stack, 936pcs/ 40'HQ Container

Electrical Performance & Temperature Dependence

Current-Voltage & Power-Voltage Curves (430W)



Temperature Dependence of Isc, Voc, Pmax



Mechanical Characteristics

| | |
|---------------|---|
| Cell Type | N type Mono-crystalline |
| No. of cells | 108 (6×18) |
| Dimensions | 1722×1134×30mm (67.79×44.65×1.18 inch) |
| Weight | 22 kg (48.50 lbs) |
| Front Glass | 3.2mm, Anti-Reflection Coating, High Transmission, Low Iron, Tempered Glass |
| Frame | Anodized Aluminium Alloy |
| Junction Box | IP68 Rated |
| Output Cables | TUV 1×4.0mm ² (+): 400mm, (-): 200mm or Customized Length |

SPECIFICATIONS

| Module Type | JKM410N-54HL4 | | JKM415N-54HL4 | | JKM420N-54HL4 | | JKM425N-54HL4 | | JKM430N-54HL4 | |
|---|--------------------|--------|---------------|--------|---------------|--------|---------------|--------|---------------|--------|
| | STC | NOCT | STC | NOCT | STC | NOCT | STC | NOCT | STC | NOCT |
| Maximum Power (Pmax) | 410Wp | 308Wp | 415Wp | 312Wp | 420Wp | 316Wp | 425Wp | 320Wp | 430Wp | 323Wp |
| Maximum Power Voltage (Vmp) | 31.13V | 29.06V | 31.32V | 29.21V | 31.51V | 29.34V | 31.70V | 29.50V | 31.88V | 29.63V |
| Maximum Power Current (Imp) | 13.17A | 10.61A | 13.25A | 10.68A | 13.33A | 10.76A | 13.41A | 10.83A | 13.49A | 10.91A |
| Open-circuit Voltage (Voc) | 37.73V | 35.84V | 37.92V | 36.02V | 38.11V | 36.20V | 38.30V | 36.38V | 38.49V | 36.56V |
| Short-circuit Current (Isc) | 13.91A | 11.23A | 13.99A | 11.29A | 14.07A | 11.36A | 14.15A | 11.42A | 14.23A | 11.49A |
| Module Efficiency STC (%) | 21.00% | | 21.25% | | 21.51% | | 21.76% | | 22.02% | |
| Operating Temperature(°C) | -40°C~+85°C | | | | | | | | | |
| Maximum system voltage | 1000/1500VDC (IEC) | | | | | | | | | |
| Maximum series fuse rating | 25A | | | | | | | | | |
| Power tolerance | 0~+3% | | | | | | | | | |
| Temperature coefficients of Pmax | -0.30%/°C | | | | | | | | | |
| Temperature coefficients of Voc | -0.25%/°C | | | | | | | | | |
| Temperature coefficients of Isc | 0.046%/°C | | | | | | | | | |
| Nominal operating cell temperature (NOCT) | 45±2°C | | | | | | | | | |

*STC: Irradiance 1000W/m² Cell Temperature 25°C AM=1.5
 NOCT: Irradiance 800W/m² Ambient Temperature 20°C AM=1.5 Wind Speed 1m/s